


## Temperature measurement in **MIRI** incubators.



### Scope of the document:

Here, we suggest a method of using **LEO** to measure the temperature in **MIRI** incubators.



### PRECAUTIONS:

- Please be cautious with your cultured embryos, considering that during the measurement procedure a temperature probe will be inserted into the chamber.
- Read the manuals for the incubator and LEO for usage and safety details.



### GENERAL CONSIDERATIONS:



Evaluate the need for chamber cleaning and disinfection after working on the incubator.



As good practice, it is recommended to have LEO charged before use, and not to charge it during use.



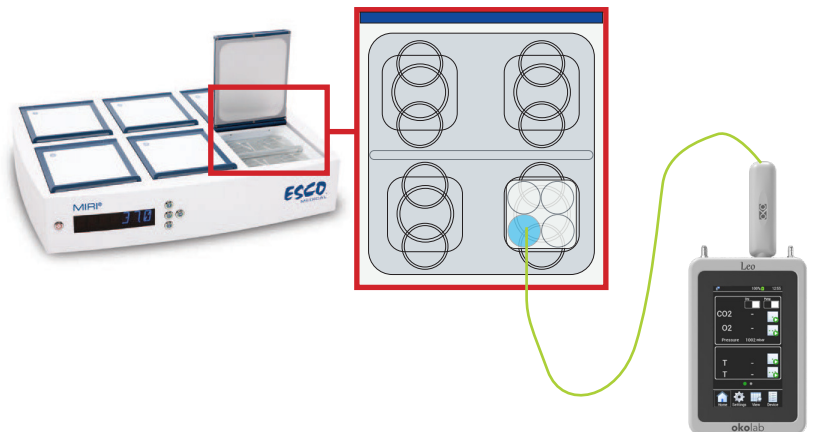

Always read the manual of the devices.

### MEASURING PROCEDURE:

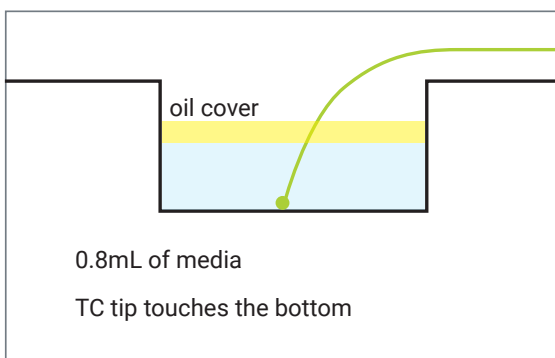
**STEP 1** If you prefer, set **MIRI** to 37.0°C.



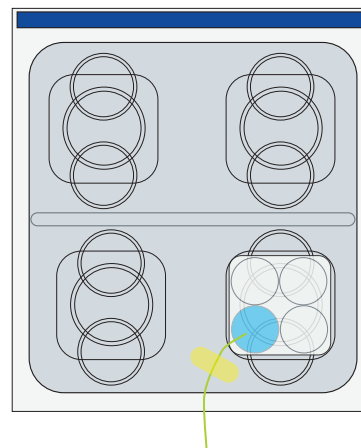
**STEP 2** Place **LEO's temperature probe (T1-MODULE)** inside a 4-well dish prepared with 0.8mL of media covered with oil or a paraffin layer, in the the chamber to be measured. The heat optimization plate must also be used during the measurement.




**STEP 3** Place the cable of **LEO's probe** so that the tip of the sensor touches the bottom of the dish.



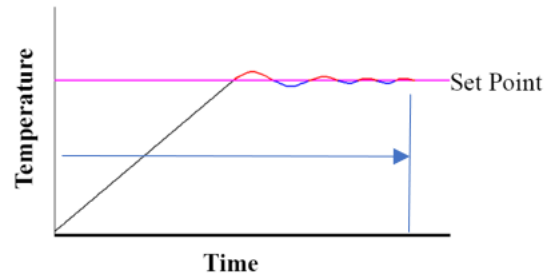
**STEP 4** Fix the cable of **LEO's probe** with adhesive tapes if needed, so it will not move from its position, and put the cover on the dish.



**STEP 5** Close the lids of **MIRI**.



**STEP 6** Give enough time for **MIRI** and the media to thermally stabilize.



If the temperature on **LEO's** display is stable for a period of 10 minutes, proceed to **Step 7**.

**STEP 7** Take the reading from **LEO**.



Read LEO User Manual for details.

**STEP 8** Remove **LEO's** temperature probe from **MIRI**.

